

Outdoor wall covering

 - **FACE**



TWINSON®

BEST OF BOTH WORLDS

Welcome to the world of Twinson®, where nature and technology go hand in hand.

Twinson® is made of wood and PVC. By combining the advantages of both materials in a single

new base material, Twinson® gives you the best of both worlds - the natural appearance and warm feel of wood as well as the low-maintenance durability of PVC.



WOOD



PVC



TWINSON® combines all the advantages of wood and PVC:

- | | |
|------------------------|----------------------------------|
| ● natural appearance | ● water resistant |
| ● durable | ● easy to fit |
| ● splinter free | ● does not split |
| ● low maintenance | ● assembly with concealed system |
| ● resistant to insects | ● environmentally friendly |

The general conditions with regard to warranty are applicable.



**FACE
9558**



Starter profile



Edge profile



Internal angle profile 1



Internal angle profile 2



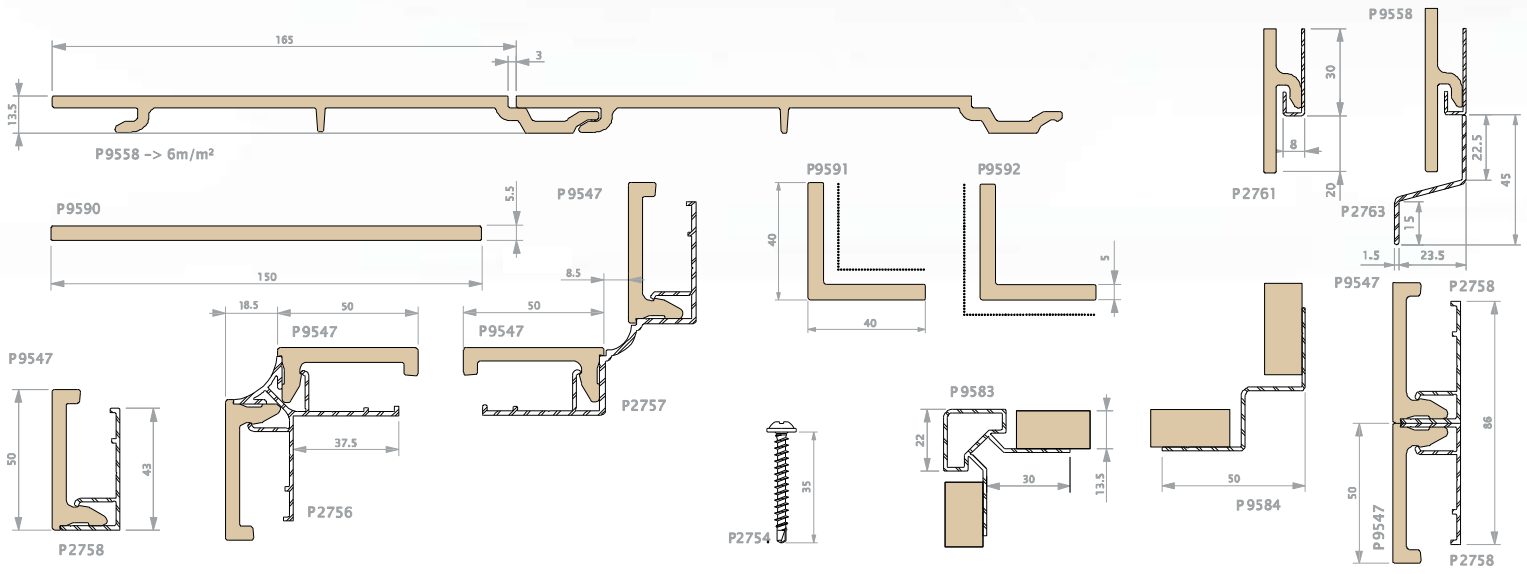
External angle profile 1



External angle profile 2



P 9585 Joiner



..... finished side

☉ - FACE 9580



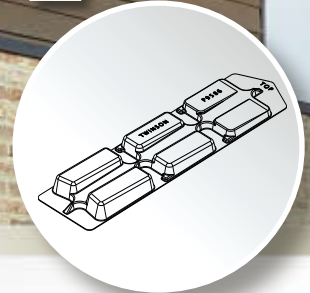
Internal angle profile 1



Internal angle profile 2



P 9586 Joiner



☉ - FACE

YOUR COMFORT IS ASSURED

Twinson® gives you all the benefits of wood while enjoying the unique properties of PVC. By combining wood and PVC in a single new base material, ☉-Face will transform both the appearance and performance of your home. Water resistant and robust, low maintenance and attractive: ☉-Face has everything!

Twinson® combines the warm feel of wood and

the durability of PVC. Thanks to the natural appearance, ☉-Face gable end planks blend in perfectly with your house. With Twinson®'s water resistance, your gable end is guaranteed to stay like new, since ☉-Face is **splinter and split free**. From façade to back wall, from bay window to roof line: ☉-Face offers satisfaction time and time again.

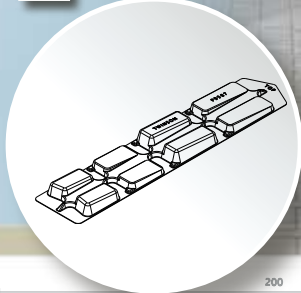
External angle profile 1



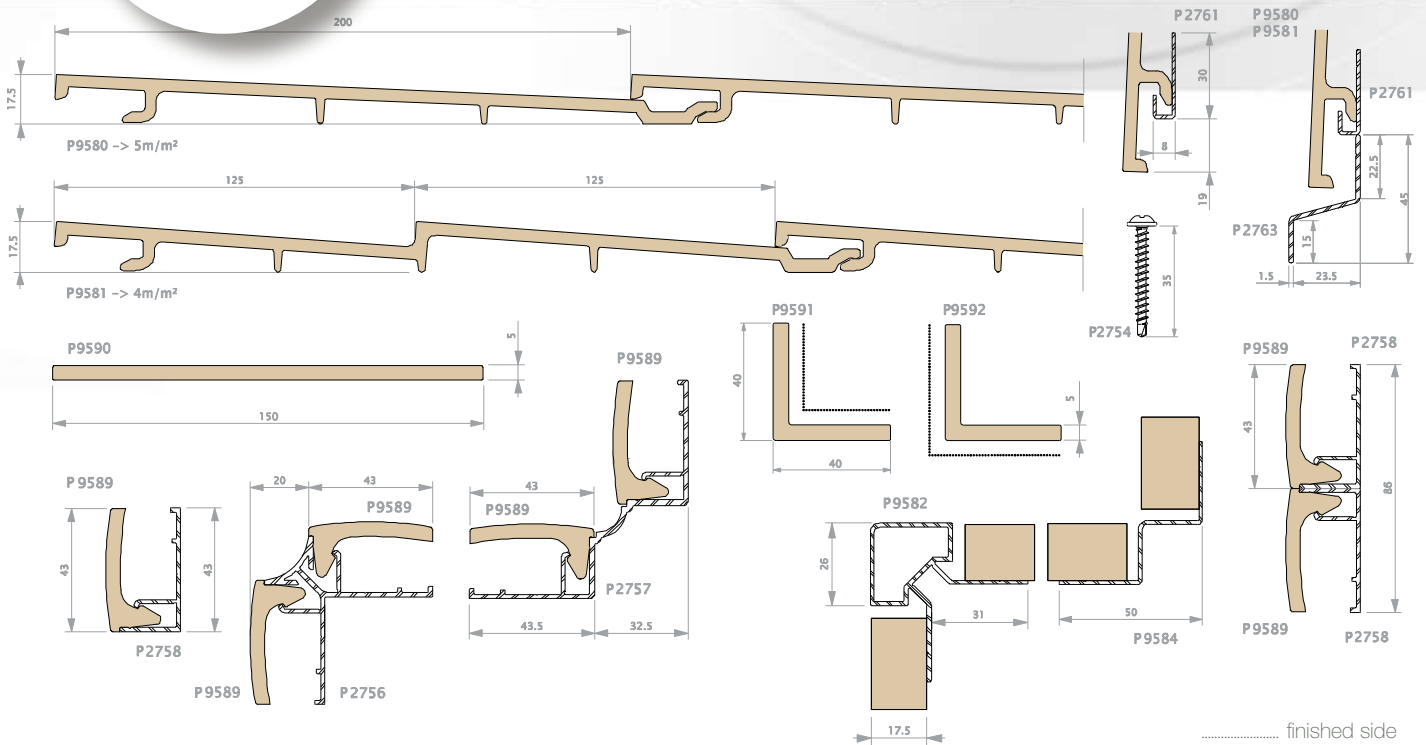
External angle profile 2




P 9587 Joiner



FACE
9581





FACE
9553



Starter profile



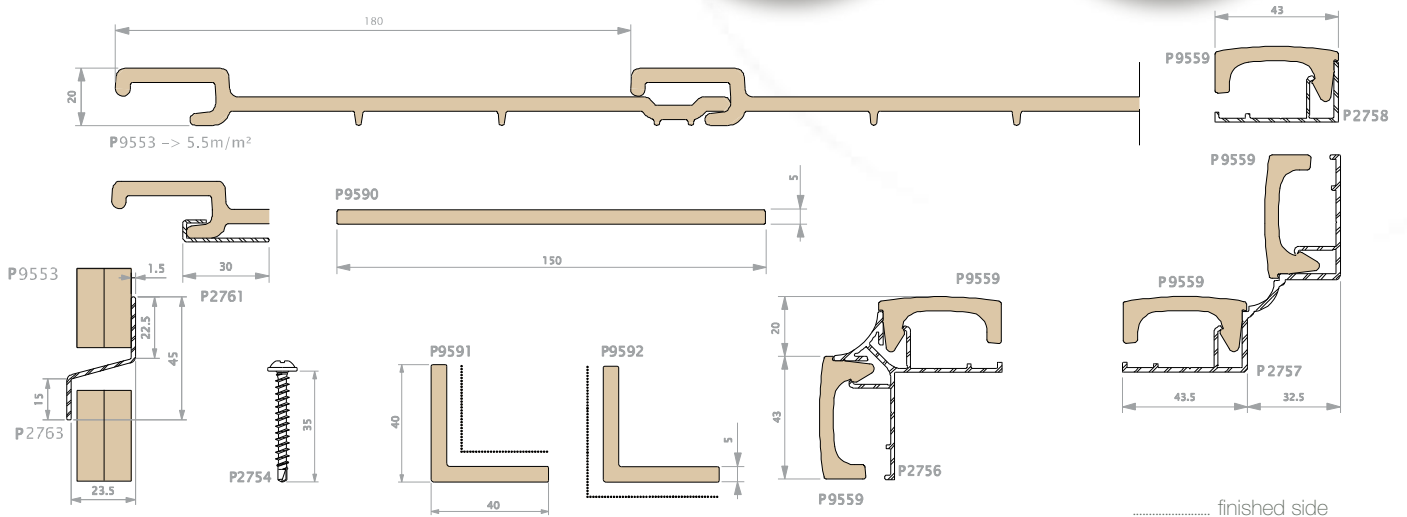

Edge profile



Internal angle



External angle



TWINSON® POWER TO YOUR IMAGINATION

With Twinson® you can give your creativity free reign. From formal design to fanciful geometric shapes, with Twinson® you can achieve anything!

☞-Face gable end planks are available in 8

different natural colours from almond beige to liquorice black.

With Twinson®, you can transform the gable end of your house into a stylishly finished environment that you can enjoy for years to come.

0501



ALMOND BEIGE

0507



OLIVE GREEN

0503



HAZELNUT BROWN

0504




BARK BROWN

0509




RIVER STONE GREY

0506



APRICOT BROWN

0505



TURF BROWN

0502



LIQUORICE BLACK

Twinson ☞-Face cladding profiles have been treated with a hydrophobic (water-repellent) product. Because of this treatment the look of the newly delivered profiles (triangle) will differ from the final and natural patina (large inset) they will adopt in the course of time. The colour samples are reproductions and may deviate from the originals.

YOUR DECEUNINCK PARTNER

01/08 68362 - 6000 - 8104 - The content of this document, photographic reproduction and technical details remain the sole property of Deceuninck NV, all rights reserved. It cannot be reproduced, in whole or in part, without our explicit permission. Terms & conditions of sale apply, a copy of which is available on request.

www.twinson.net